

Texas DOT WinCore 3 Soil and Bedrock Symbology




Conglomerate




Gravel



Clay (CL & SC)



Sandstone



Sand



Clay (CH)



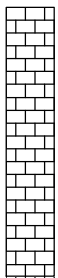
Shale



Silt



Redbed



Limestone



Granite
Basalt
Gneiss
Schist




Muck
Organics
Peat
Lignite



Gypsum
Anhydrite



Water



Non-Standard